

OK / MO / KS / AR



Prices to go in effect Dec. 14th

Your satisfaction is what keeps us going!

AVAILABLE IN 15 COLORS FREE INSTALLATION BRACES ON THE LEGS & CENTER



Regular Garage

18' x 26' x 7'  
14 gauge, 7 legs



A-frame Garage

18' x 26' x 8'  
14 gauge, 8 legs



A-frame Vertical roof Garage

18' x 26' x 8'  
14 gauge, 8 legs



Regular Carport \$2,295.00

18' x 21' x 6'  
2 1/2" 14 gauge, 6 legs standard



A-frame Carport \$2,445.00

18' x 21' x 6'  
2 1/2" 14 gauge, 6 legs standard



A-frame Vertical roof Carport \$2795.00

18' x 21' x 6'  
2 1/2" 14 gauge, 6 legs standard

Prices for regular style, open carport with 6 ft. legs

We recommend adding extra in height for future garage

<b>Standard</b> 14 gauge 2 1/2" steel	12 x 21	\$1,695	12 x 26	\$1,995	12 x 31	\$2,325	12 x 36	\$2,695	12 x 41	\$3,015	12 x 46	\$3,590	12 x 51	\$3,890
	18 x 21	\$2,295	18 x 26	\$2,450	18 x 31	\$2,850	18 x 36	\$3,225	18 x 41	\$3,695	18 x 46	\$4,645	18 x 51	\$4,800
	20 x 21	\$2,330	20 x 26	\$2,635	20 x 31	\$3,075	20 x 36	\$3,525	20 x 41	\$3,995	20 x 46	\$4,865	20 x 51	\$5,170
	22 x 21	\$2,535	22 x 26	\$3,025	22 x 31	\$3,535	22 x 36	\$3,995	22 x 41	\$4,590	22 x 46	\$5,460	22 x 51	\$5,950
	24 x 21	\$2,625	24 x 26	\$3,150	24 x 31	\$3,675	24 x 36	\$4,210	24 x 41	\$4,795	24 x 46	\$5,675	24 x 51	\$6,200
	26 x 21	\$3,125	26 x 26	\$3,750	26 x 31	\$4,385	26 x 36	\$5,015	26 x 41	\$5,115	26 x 46	\$6,775	26 x 51	\$7,400
	28 x 21	\$3,180	28 x 26	\$3,850	28 x 31	\$4,475	28 x 36	\$5,105	28 x 41	\$5,895	28 x 46	\$6,930	28 x 51	\$7,600
	30 x 21	\$3,405	30 x 26	\$4,095	30 x 31	\$4,790	30 x 36	\$5,465	30 x 41	\$6,295	30 x 46	\$7,400	30 x 51	\$8,090

NOTE: Frames are 1 foot shorter than roof length-wise (Buildings over 24' Wide or 8' Tall will have 3' Braces included in Price!)

<b>Premium</b> 12 gauge 2 1/4" steel	<b>12ga CURRENTLY NOT AVAILABLE</b>
--	-------------------------------------

ATTENTION: Colors below are representations only. Please speak to a Legacy Buildings representative or dealer for actual color sample



12 gauge - 10 year limited warranty on rust throughout the framing assuming normal care and maintenance on the 12 gauge only.  
29 gauge - sheet metal 22 feet wide and up, recommend using 12 gauge material.

www.legacybuildings.us



2520 S 32nd ST  
Muskogee OK 74401  
www.legacybuildings.us

Local Dealer  
Phone Number

3ft Braces or A-Frame Options

## Options and Accessories

	Start at	\$150	\$175	\$200	\$225	\$250	\$275	\$300
<b>VERTICAL ROOF PANELS</b>	<b>Roof width</b>	<b>21'</b>	<b>26'</b>	<b>31'</b>	<b>36'</b>	<b>41'</b>	<b>46'</b>	<b>51'</b>
	12'	\$500	\$550	\$750	\$850	\$950	\$1,100	\$1,250
	18'	\$500	\$550	\$800	\$900	\$1,000	\$1,200	\$1,350
	20'	\$600	\$700	\$800	\$900	\$1,000	\$1,200	\$1,500
	22'	\$600	\$700	\$850	\$1,000	\$1,150	\$1,350	\$1,500
	24'	\$650	\$750	\$850	\$1,000	\$1,150	\$1,350	\$1,750
	26'	\$650	\$750	\$950	\$1,150	\$1,250	\$1,500	\$1,750
	28'	\$790	\$950	\$950	\$1,150	\$1,250	\$1,500	\$1,850
	30'	\$790	\$950	\$1,000	\$1,200	\$1,400	\$1,750	\$1,850

Legacy Buildings highly recommends all buildings over 36' long to be vertical style due to potential issues at seams.

	Leg height	21'	26'	31'	36'	41'	46'	51'
<b>CARPORT HEIGHTS</b>	6'	Std.	Std.	Std.	Std.	Std.	Std.	Std.
	7'	\$80	\$100	\$125	\$140	\$160	\$180	\$200
	8'	\$160	\$200	\$250	\$300	\$330	\$370	\$410
	9'	\$240	\$300	\$375	\$460	\$500	\$560	\$620
	10'	\$320	\$400	\$500	\$620	\$670	\$750	\$830
	11'	\$400	\$500	\$625	\$780	\$840	\$940	\$1,040
	12'	\$480	\$600	\$750	\$940	\$1,010	\$1,130	\$1,250

A Frame and vertical roofs are 6 ft. standard

	Leg height	21'	26'	31'	36'	41'	46'	51'
<b>ENCLOSED SIDES (both)</b> add 40% vertical sides	6'	\$575	\$695	\$820	\$945	\$1,075	\$1,200	\$1,325
	7'	\$790	\$935	\$1,085	\$1,235	\$1,390	\$1,540	\$1,690
	8'	\$800	\$955	\$1,120	\$1,285	\$1,455	\$1,620	\$1,785
	9'	\$815	\$985	\$1,160	\$1,335	\$1,515	\$1,690	\$1,865
	10'	\$1,025	\$1,225	\$1,430	\$1,635	\$1,845	\$2,050	\$2,255
	11'	\$1,060	\$1,255	\$1,495	\$1,715	\$1,940	\$2,160	\$2,380
	12'	\$1,090	\$1,320	\$1,555	\$1,790	\$2,035	\$2,265	\$2,500





add 40% vertical sides

	Leg height	12' Wide	18' Wide	20' Wide	22' Wide	24' Wide	26' Wide	28' Wide	30' Wide
<b>ENCLOSED ENDS (per end)</b> add 40% vertical sides	6'	\$540	\$780	\$860	\$940	\$1,020	\$1,215	\$1,290	\$1,365
	7'	\$685	\$985	\$1,085	\$1,185	\$1,290	\$1,340	\$1,490	\$1,640
	8'	\$700	\$1,000	\$1,100	\$1,200	\$1,300	\$1,390	\$1,540	\$1,690
	9'	\$720	\$1,015	\$1,115	\$1,215	\$1,315	\$1,440	\$1,590	\$1,740
	10'	\$770	\$1,130	\$1,240	\$1,370	\$1,490	\$1,615	\$1,815	\$2,015
	11'	\$805	\$1,165	\$1,285	\$1,405	\$1,525	\$1,640	\$1,855	\$2,065
	12'	\$840	\$1,200	\$1,320	\$1,440	\$1,560	\$1,665	\$1,890	\$2,115

add 40% vertical ends

WALK IN DOOR	
32" x 72"	\$325
34" x 76" 9-lite	\$650
36" x 80"	\$375
WINDOWS	
24" x 36"	\$175
30" x 36"	\$200

GARAGE DOORS		
We now offer garage doors in different colors for 25% more. Colors: green, brown, red, pewter grey, and light stone		
- White only	6' x 6'	\$550
- Garage door on side add \$200	8' x 7'	\$650
- Leg height needs to be 1 ft. taller than door height	9' x 7'	\$700
	10' x 8'	\$750
	10' x 10'	\$850

ANCHORS		
	Mobile Home	\$30 ea
	Asphalt	\$30 ea
	Concrete	\$15 ea
	Standard	Free

**Extra frame bows**  
12' to 22' wide \$260 each  
24' to 30' wide \$370 each  
Add \$20 per each foot of height desired  
Each for standard leg height

**Extra metal sheets**  
**\$135 for 21'**  
Add \$35 for each 5' section

Gable ends			
Wide	Each	Wide	Each
12' - 18'	\$275	24' - 26'	\$400
20' - 22'	\$350	28' - 30'	\$475

**Prices are subject to change without notice!**